



DOLTONE HOUSE

venue collection + catering



Hyde Park

SYDNEY CBD

DIRECTIONS · PARKING · MAP

LEVEL 3, 181 ELIZABETH STREET, NSW 2000



Parking

Approx 15 minutes (14km) from Sydney Airport

SECURE PARKING - PICCADILLY

137 Castlereagh Street (02) 8912 4900

www.secureparking.com.au

HILTON PARKING

255 Pitt Street Sydney NSW 2000
(02) 8912 4900

secureparking.com.au

DOMAIN CAR PARK

2 St Marys Road (02) 9232 6165

domaincarpark.com.au

CATHEDRAL STREET PARKING

2 Cathedral St (02) 9380 8850

www.enacon.com.au

Walking Distance

Only 2 min walk down Elizabeth Street.








Bus

Bus services run along Elizabeth Street while St James Railway Station is within close proximity (only 2 min walk down Elizabeth Street). For route and timetable information, call 131 500 or visit www.transportnsw.info

Train

Departs from Central Station to St James Station regularly and operates 24 hrs per day, 7 days a week. 1.7km from Central Station.

MAP LEGEND

-  Doltone House Hyde Park
-  Secure Parking
-  Hilton parking
-  Domain parking
-  Cathedral Street parking
-  Train line and stops
-  Bus stops



DOLTONE HOUSE

venue collection + catering

Hyde Park

SYDNEY CBD

SECURE PARKING · PICCADILLY



137 Castlereagh Street | NSW 2000 | 02 8912 4900 | www.secureparking.com.au



doltonehouse.com.au | info@doltonehouse.com.au | 02 8571 0622

